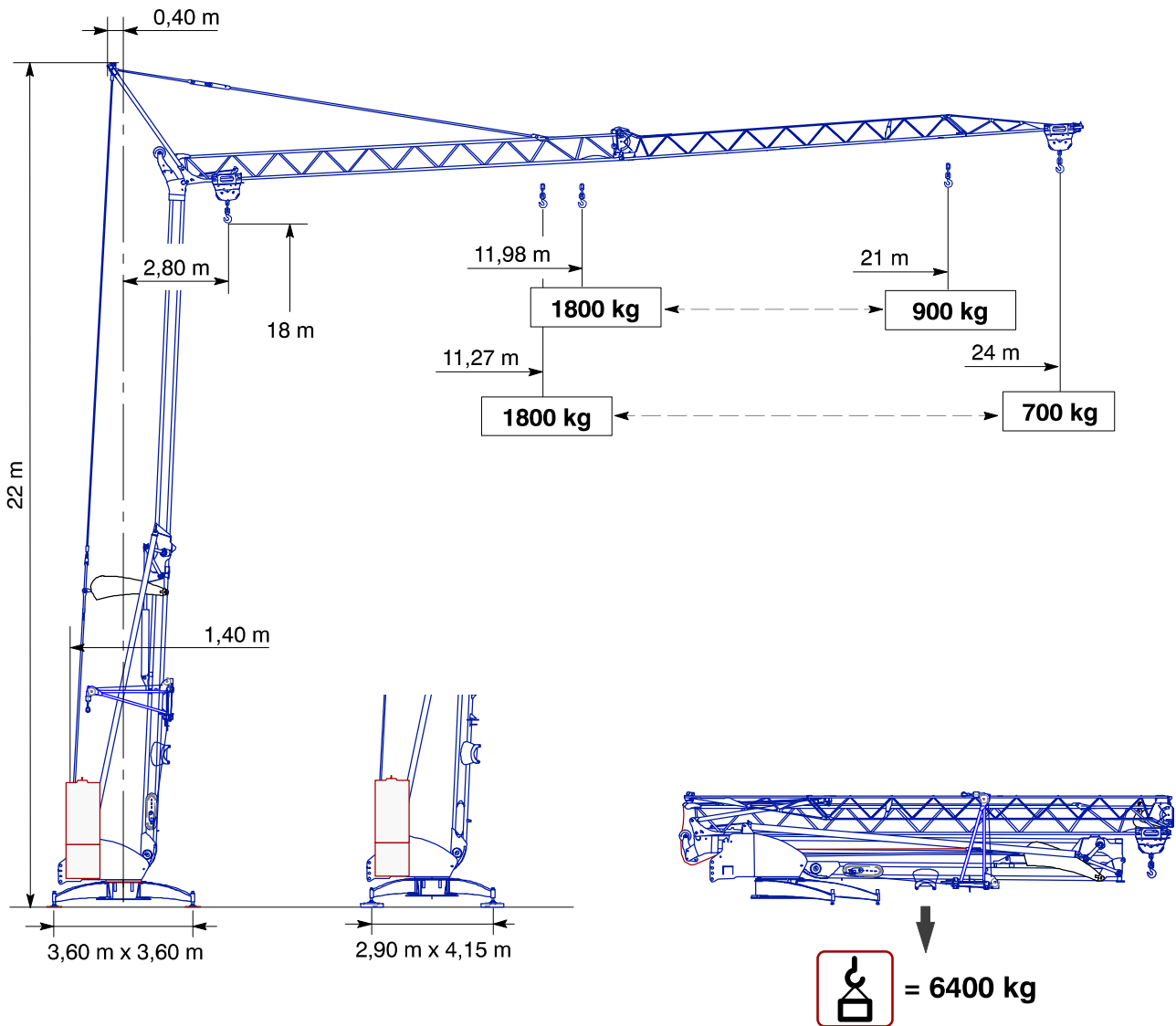


CARATTERISTICHE TECNICHE

DATA TECNICA

Igo 18 FEM / 1 - A3


















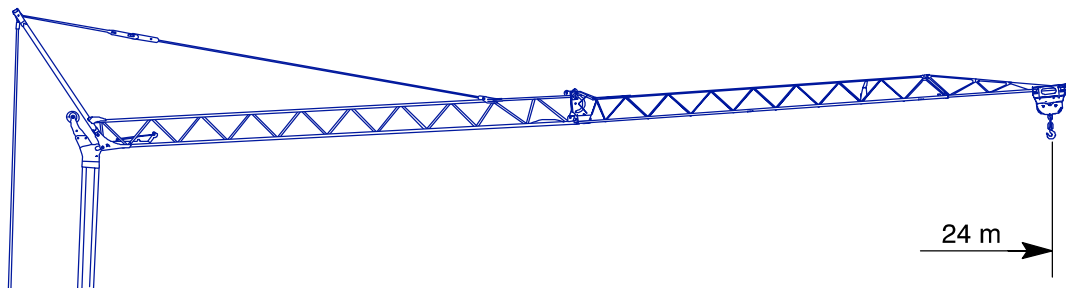
								
	8LVF9 optima	230 V MONO	20 A		1800 kg	3,5 m/min		2,4 kW
					1800 kg	7 m/min	16 m/min	
					700 kg	18 m/min	36 m/min	
			32 A		1800 kg	3,5 m/min		3,8 kW
					1800 kg	11 m/min	16 m/min	
					700 kg	25 m/min	36 m/min	
	8LVF9 optima	400 V TRI 480 V TRI		1800 kg	3,5 m/min		5,5 kW	
				1800 kg	16 m/min			
				700 kg	36 m/min			
	1DVF4			14 – 28 m/min		1,1 kW		
	RVF20			0 ⇒ 1 tr/ m/min		1,1 kW		
230 V MONO			20 A	230 V (+ 6 % - 10 %) / 50 Hz-60Hz = 4,6 kVA				
			32 A	230 V (+ 6 % - 10 %) / 50 Hz -60Hz= 7,4 kVA				
400 V TRI			400 V (+ 6 % - 10 %) / 50 Hz -60Hz = 11 kVA					
480 V TRI			480 V (+ 6 % - 10 %) / 60 Hz = 11 kVA					

DIAGRAMME DEI CARICHI

Braccio orizzontale

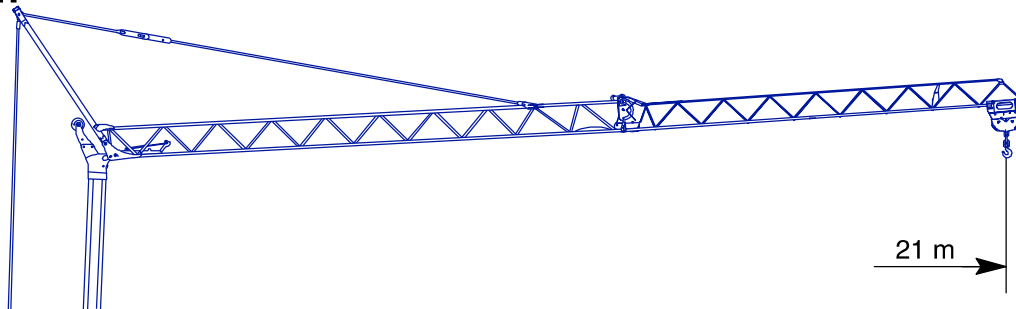
24 m



kg ⇒	1800	1663	1505	1373	1260	1163	1079	1005	939	881	829	782	739	700
------	------	------	------	------	------	------	------	------	-----	-----	-----	-----	-----	-----

m ⇒	11,27	12	13	14	15	16	17	18	19	20	21	22	23	24
-----	-------	----	----	----	----	----	----	----	----	----	----	----	----	----

21 m



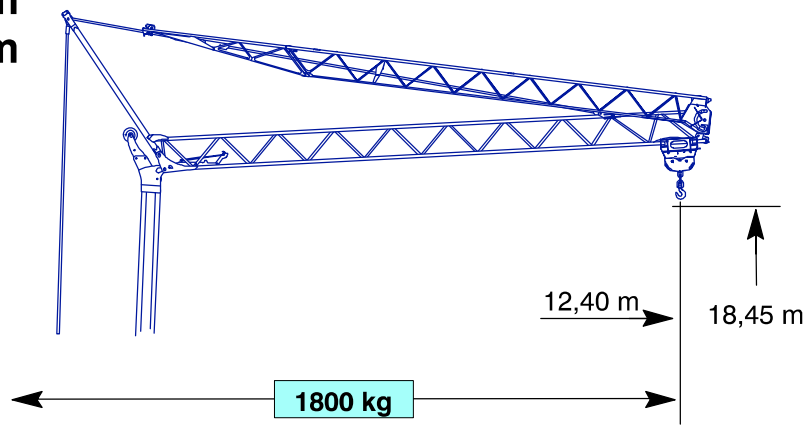
kg ⇒	1800	1797	1627	1484	1363	1259	1169	1089	1019	956	900
------	------	------	------	------	------	------	------	------	------	-----	-----

m ⇒	11,98	12	13	14	15	16	17	18	19	20	21
-----	-------	----	----	----	----	----	----	----	----	----	----

Braccio orizzontale ripiegato

24 m

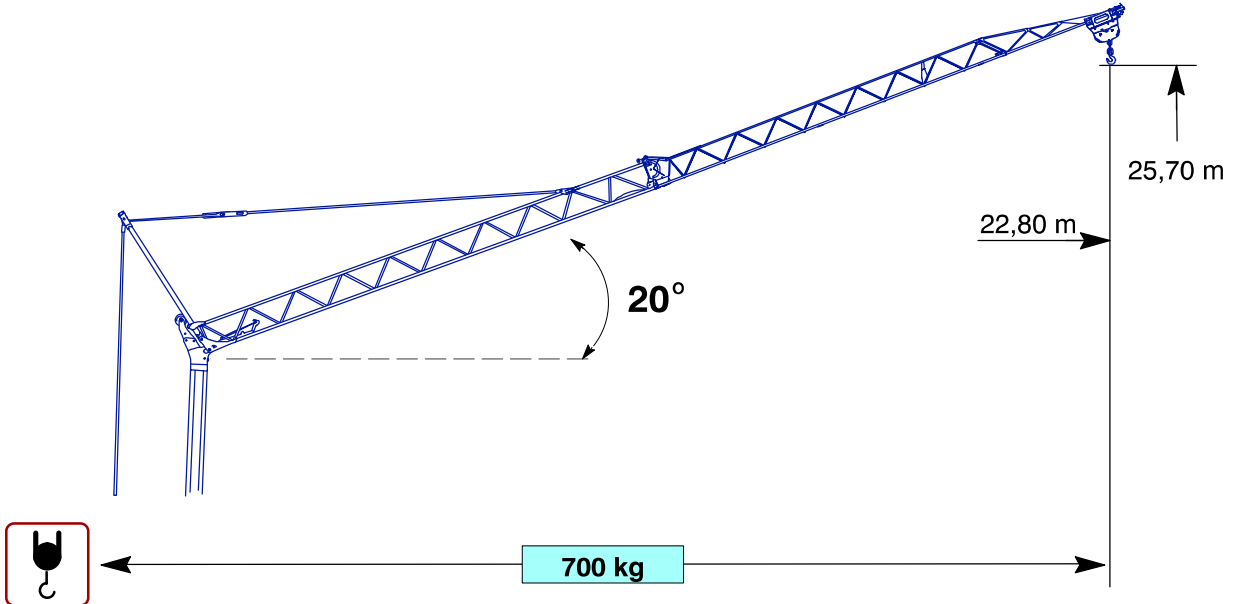
21 m



1800 kg

Braccio inclinato 20°

24 m



21 m

